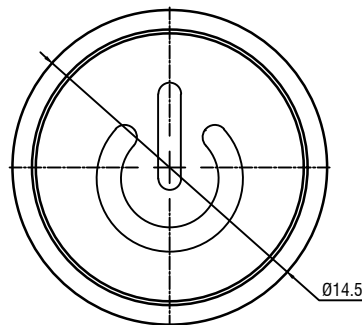
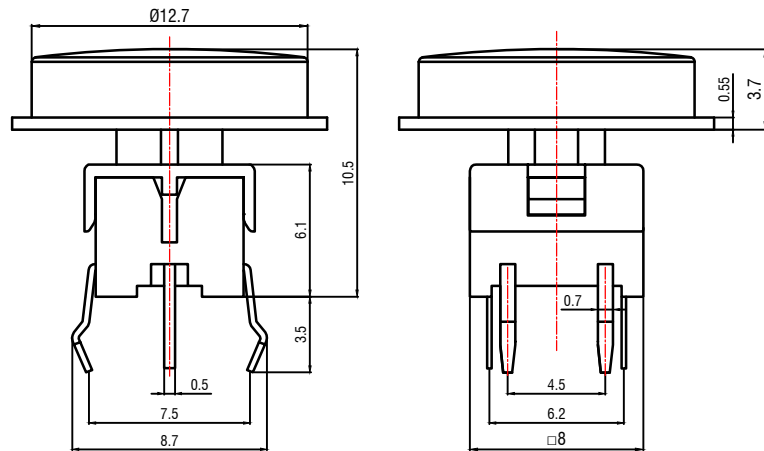


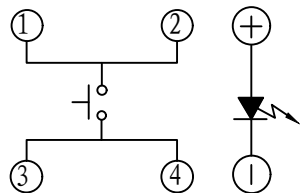


Switch drawings

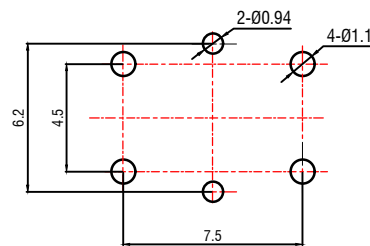
Dimensional tolerance is $\pm 0.2\text{mm}$



Customizable symbols

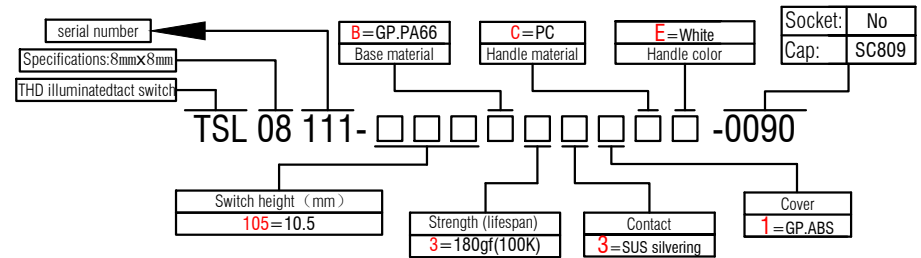


CIRCUIT DIAGRAM



P.C.B. LAYOUT

Number Description



SPECIFICATIONS	
Function:	Momentary action
Contact Arrangement:	SPST, Normally Open
Termination:	THD illuminated
Environmental	
Operating Temperature:	-25~+70°C
Relative Humidity:	(40°C) ≤70%
Electrical	
Contact Rating:	50mA 12V DC
Dielectric Strength:	250VAC /1min
Contact Resistance:	100mΩMax.
Insulation Resistance:	100MΩMin.
Travel:	0.25±0.1mm
Mechanical	
Actuation Force:	Optional
Life Expectancy:	Optional

Materials	
7.Cap:	Black ABS
6.Cover:	Black ABS
5.LED:	Optional
4.Stem:	White PC
3.Spring:	Stainless steel covered with silver
2.Holder:	Black PA66
1.Terminal:	Phosphor copper plated with silver

