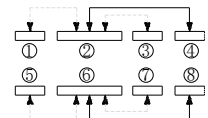
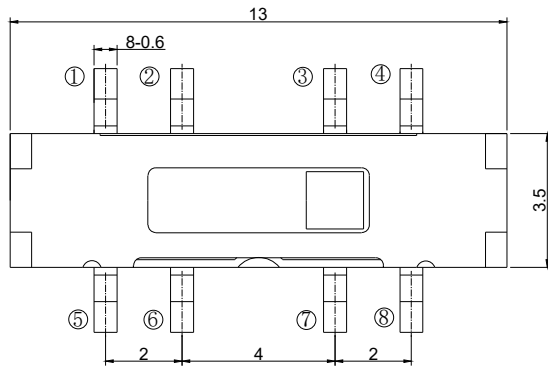
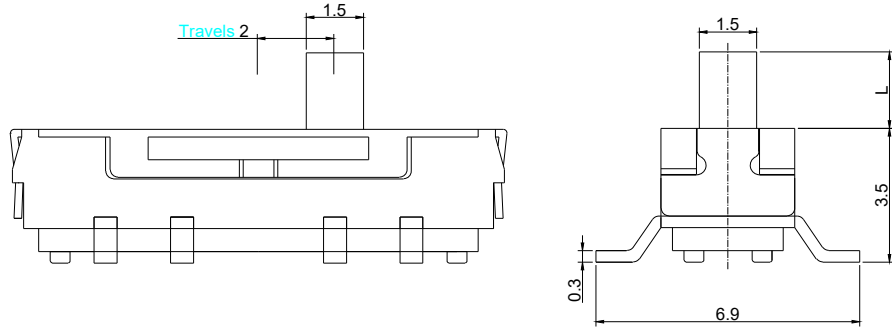


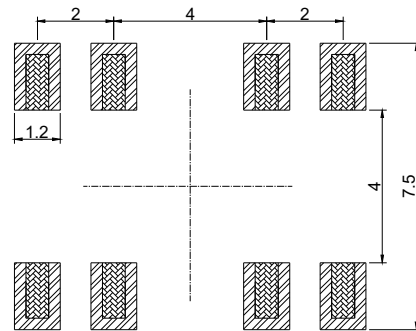


Switch drawings

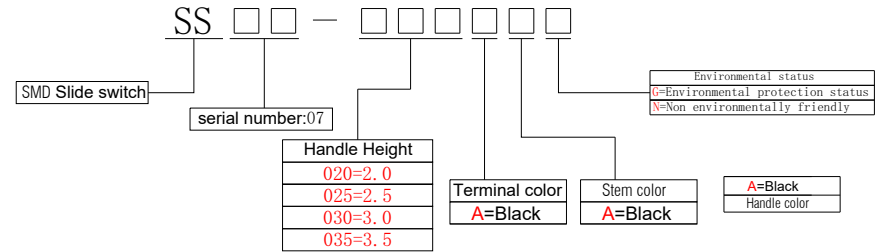
Number Description



CIRCUIT DIAGRAM



P.C.B. LAYOUT



SPECIFICATIONS

Funtion:	ON-OFF
Contact Arrangement:	DPDT, Normally Open
Termination:	SMD version

Environmental

Operating Temperature:	-25~+70℃
Relative Humidity:	(40℃) ≤95%

Electrical

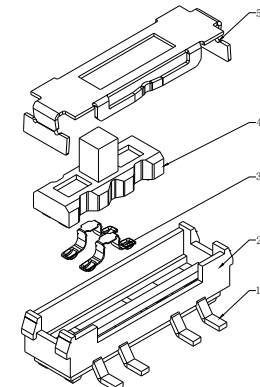
Contact Rating:	50mA 12V DC
Dielectric Strength:	250VAC /1min
Contact Resistance:	100m Ω Max.
Insulation Resistance:	100M Ω Min.
Travel:	2±0.2mm
Sealing:	/

Mechanical

Actuation Force:	200±70gf
Life Expectancy:	10K

Materials

5.Cover:	Stainless Steel
4.Stem:	Black PPA
3.Contact:	Phosphor copper plated with silver
2.Holder:	Black LCP
1.Terminal:	brass plated with silver



Note: Unmarked tolerances for linear dimensions shall be in accordance with GB/T1804 level m.